

# Brazoria County ADOLESCENT HEALTH

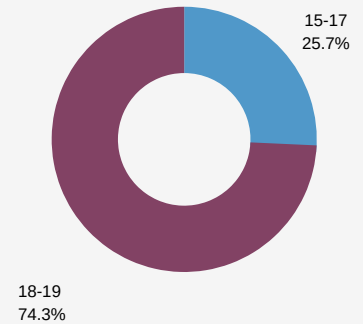
## Number of Teen Births, 2016

### Number of Births in Brazoria County

Births to 10-14 year olds:	N/A
Births to 15-17 year olds:	71
Births to 18-19 year olds:	205

**Total Teen Births in Brazoria County, 2016: 276**

### Age of Mother



**16%**  
of teen births in Brazoria County are repeat births

A baby is born to a teen mom in Brazoria County every

**32 hours**

## IN TEXAS...

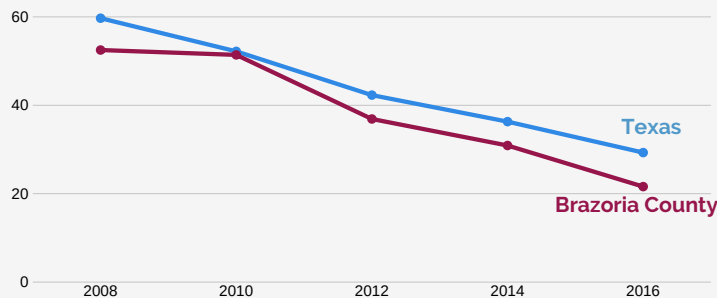
63% of 12th grade students have had sex.

Just 16% of school districts teach medically accurate sex education.

Teens under 18 who already have a baby can't consent to their own contraception under state law.

## Teen Birth Rate, 2016

### Brazoria County births per 1,000 girls aged 15-19



Many young women in Texas struggle to access the resources needed to make informed decisions about their health, futures and families. However, like the rest of the nation, teen birth rates in Brazoria County have declined dramatically in the last decade.

### Area 2016 Rate

Brazoria County:	<b>21.6*</b>
Texas:	<b>29.3*</b>
US:	<b>20.3</b>

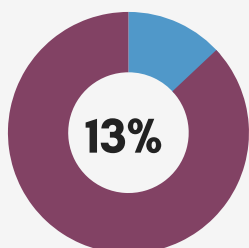
Between 2007 - 2016 the Brazoria County teen birth rate declined

**57%**

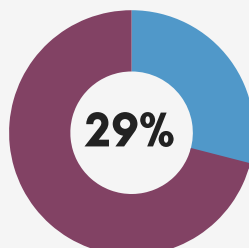
\* Preliminary estimated 2016 rate

## Community Well-Being

**Brazoria County Children Living in Poverty**



**Brazoria County Young Adults Without Health Insurance**



## Sexually Transmitted Infections

Though teen pregnancy rates are declining, the count and rate of sexually transmitted infections are increasing among Texas youth.

### Count of New Cases, Youth 15-24, Brazoria County

	2007	2016	Change
HIV	--	7	N/A
Chlamydia	456	851	+ 87%
Gonorrhea	106	164	+ 55%

Data sources available at [www.txcampaign.org](http://www.txcampaign.org)