

# Victoria County ADOLESCENT HEALTH

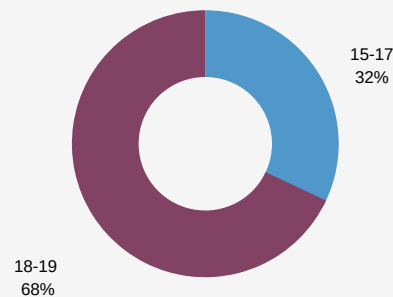
## Number of Teen Births, 2016

### Number of Births in Victoria County

Births to 10-14 year olds:	N/A
Births to 15-17 year olds:	40
Births to 18-19 year olds:	85

**Total Teen Births in Victoria County, 2016: 125**

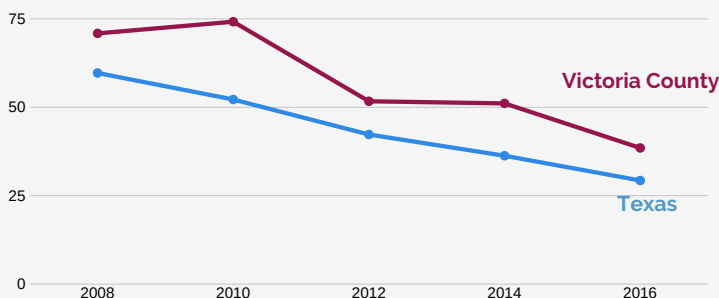
### Age of Mother



**19%**  
of teen births in Texas  
are repeat births

## Teen Birth Rate, 2016

### Victoria County births per 1,000 girls aged 15-19



Many young women in Texas struggle to access the resources needed to make informed decisions about their health, futures and families. However, like the rest of the nation, teen birth rates in Victoria County have declined dramatically in the last decade.

### Area 2016 Rate

Victoria County:	<b>38.5*</b>
Texas:	<b>29.3*</b>
US:	<b>20.3</b>

Between 2007 - 2016 the  
Victoria County teen birth  
rate declined

**51%**

\* Preliminary estimated 2016 rate

A baby is born to  
a teen mom in  
Victoria County every

**3 days**

## IN TEXAS...

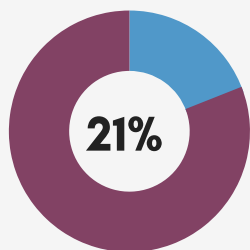
63% of 12th  
grade students  
have had sex.

Just 16% of school  
districts teach  
medically accurate  
sex education.

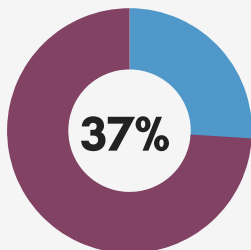
Teens under 18  
who already have a  
baby can't consent  
to their own  
contraception  
under state law.

## Community Well-Being

**Victoria County  
Children Living  
in Poverty**



**Victoria County  
Young Adults Without  
Health Insurance**



## Sexually Transmitted Infections

Though teen pregnancy rates are declining, the count and rate of sexually transmitted infections are increasing among Texas youth.

### Count of New Cases, Youth 15-24, Victoria County

	2007	2016	Change
HIV	--	--	N/A
Chlamydia	249	275	+ 10%
Gonorrhea	66	64	- 3%