

# Ector County ADOLESCENT HEALTH

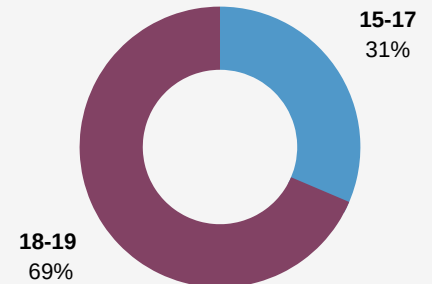
## Number of Teen Births, 2016

### Number of Births in Ector County

Births to 10-14 year olds:	N/A
Births to 15-17 year olds:	103
Births to 18-19 year olds:	225

**Total Teen Births in Ector County, 2016: 328**

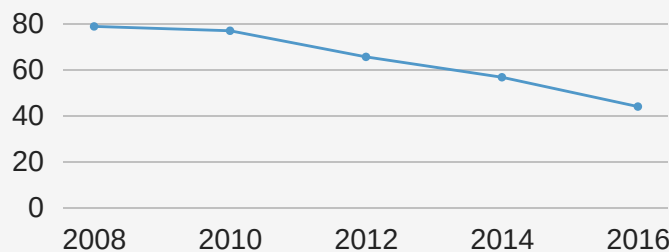
### Age of Mother



**19%**  
of teen births in Ector County are repeat births

## Teen Birth Rate, 2016

### Ector County births per 1,000 girls aged 15-19



Many young women in Texas struggle to access the resources needed to make informed decisions about their health, futures and families. However, like the rest of the nation, teen birth rates in Ector County have declined dramatically in the last decade.

Area	2016 Rate
Ector County:	59.9*
Texas:	29.3*
US:	20.3

Between 2007 - 2016 the Ector County teen birth rate declined

**47%**

\* Preliminary estimated 2016 rate

A baby is born to a teen mom in Ector County every **27 hours**

## IN TEXAS...

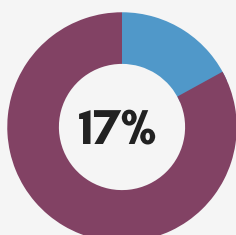
63% of 12th grade students have had sex.

Just 16% of school districts teach medically accurate sex education.

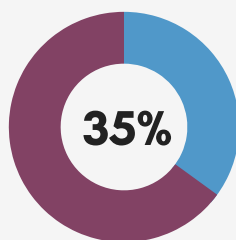
Teens under 18 who already have a baby can't consent to their own contraception under state law.

## Community Well-Being

**Ector County Children Living in Poverty**



**Ector County Young Adults Without Health Insurance**



## Sexually Transmitted Infections

Though teen pregnancy rates are declining, the count and rate of sexually transmitted infections are increasing among Texas youth.

### Count of New Cases, Youth 15-24, Ector County

	2007	2016	Change
--	------	------	--------

HIV	--	7	+ --%
Chlamydia	352	602	+ 71%
Gonorrhea	91	149	+ 64%

Data sources available at [www.txcampaign.org](http://www.txcampaign.org)