

# Guadalupe County ADOLESCENT HEALTH

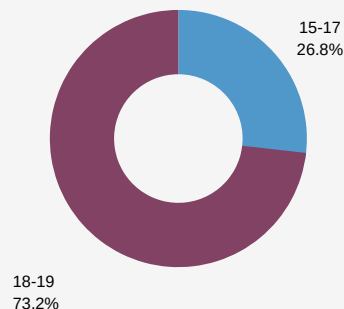
## Number of Teen Births, 2016

### Number of Births in Guadalupe County

Births to 10-14 year olds:	<b>N/A</b>
Births to 15-17 year olds:	<b>30</b>
Births to 18-19 year olds:	<b>82</b>

**Total Teen Births in Guadalupe County, 2016: 112**

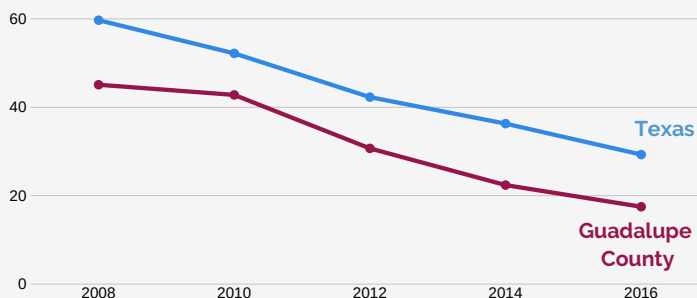
### Age of Mother



**15%**  
of teen births in Guadalupe County are repeat births

## Teen Birth Rate, 2016

### Guadalupe County births per 1,000 girls aged 15-19



Many young women in Texas struggle to access the resources needed to make informed decisions about their health, futures and families. However, like the rest of the nation, teen birth rates in Guadalupe County have declined dramatically in the last decade.

### Area 2016 Rate

Guadalupe County:	<b>17.5*</b>
Texas:	<b>29.3*</b>
US:	<b>20.3</b>

Between 2007 - 2016 the Guadalupe County teen birth rate declined

**61%**

\* Preliminary estimated 2016 rate

A baby is born to a teen mom in Guadalupe County every **3 days**

## IN TEXAS...

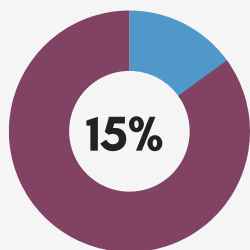
63% of 12th grade students have had sex.

Just 16% of school districts teach medically accurate sex education.

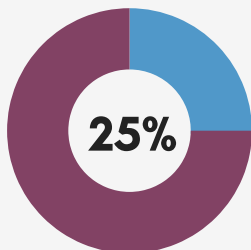
Teens under 18 who already have a baby can't consent to their own contraception under state law.

## Community Well-Being

**Guadalupe County Children Living in Poverty**



**Guadalupe County Young Adults Without Health Insurance**



## Sexually Transmitted Infections

Though teen pregnancy rates are declining, the count and rate of sexually transmitted infections are increasing among Texas youth.

### Count of New Cases, Youth 15-24, Guadalupe County

	2007	2016	Change
HIV	--	--	N/A
Chlamydia	177	204	+ 15%
Gonorrhea	23	38	+ 65%