

Lubbock County ADOLESCENT HEALTH

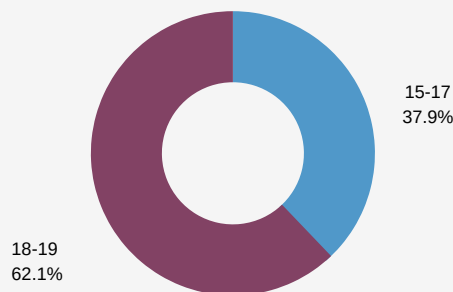
Number of Teen Births, 2016

Number of Births in Lubbock County

Births to 10-14 year olds:	N/A
Births to 15-17 year olds:	148
Births to 18-19 year olds:	243

Total Teen Births in Lubbock County, 2016: 391

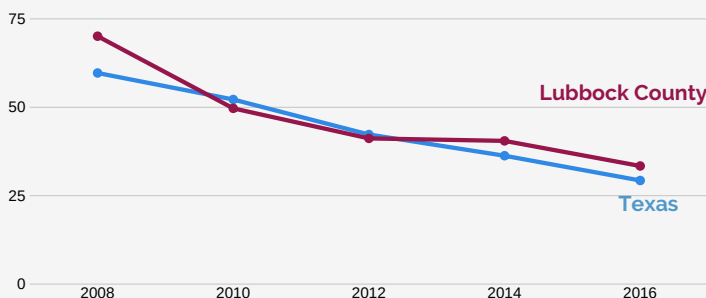
Age of Mother



16%
of teen births in Lubbock County are repeat births

Teen Birth Rate, 2016

Lubbock County births per 1,000 girls aged 15-19



Many young women in Texas struggle to access the resources needed to make informed decisions about their health, futures and families. However, like the rest of the nation, teen birth rates in Lubbock County have declined dramatically in the last decade.

Area 2016 Rate

Lubbock County:	33.4*
Texas:	29.3*
US:	20.3

Between 2007 - 2016 the Lubbock County teen birth rate declined

50%

* Preliminary estimated 2016 rate

A baby is born to a teen mom in Lubbock County every

22 hours

IN TEXAS...

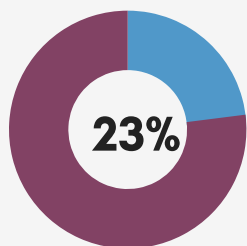
63% of 12th grade students have had sex.

Just 16% of school districts teach medically accurate sex education.

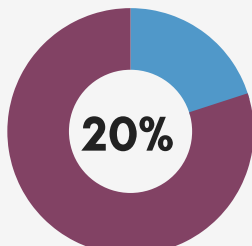
Teens under 18 who already have a baby can't consent to their own contraception under state law.

Community Well-Being

Lubbock County Children Living in Poverty



Lubbock County Young Adults Without Health Insurance



Sexually Transmitted Infections

Though teen pregnancy rates are declining, the count and rate of sexually transmitted infections are increasing among Texas youth.

Count of New Cases, Youth 15-24, Lubbock County

	2007	2016	Change
HIV	--	13	N/A
Chlamydia	871	1,492	+ 71%
Gonorrhea	263	374	+ 42%