

Nueces County ADOLESCENT HEALTH

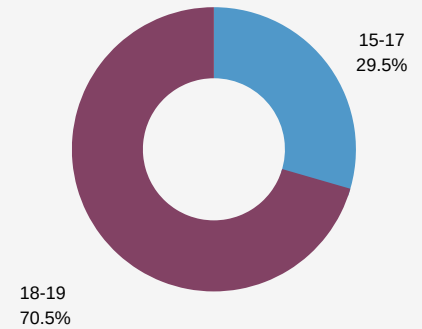
Number of Teen Births, 2016

Number of Births in Nueces County

Births to 10-14 year olds:	N/A
Births to 15-17 year olds:	135
Births to 18-19 year olds:	323

Total Teen Births in Nueces County, 2016: 458

Age of Mother



23%
of teen births in Nueces County are repeat births

A baby is born to a teen mom in Nueces County every **19 hours**

IN TEXAS...

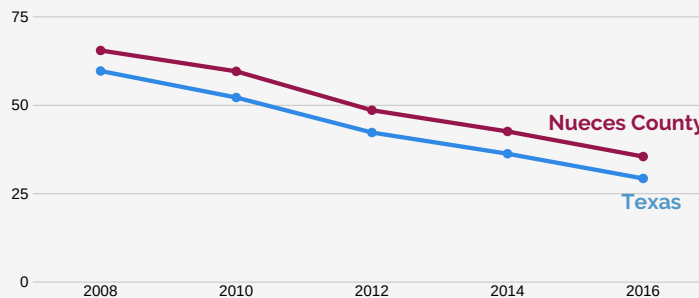
63% of 12th grade students have had sex.

Just 16% of school districts teach medically accurate sex education.

Teens under 18 who already have a baby can't consent to their own contraception under state law.

Teen Birth Rate, 2016

Nueces County births per 1,000 girls aged 15-19



Many young women in Texas struggle to access the resources needed to make informed decisions about their health, futures and families. However, like the rest of the nation, teen birth rates in Nueces County have declined dramatically in the last decade.

Area 2016 Rate

Nueces County:	35.5*
Texas:	29.3*
US:	20.3

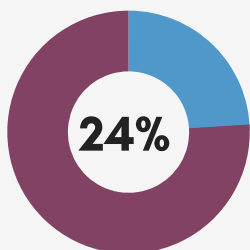
Between 2007 - 2016 the Nueces County teen birth rate declined

42%

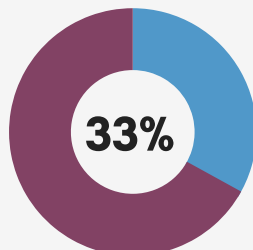
* Preliminary estimated 2016 rate

Community Well-Being

Nueces County Children Living in Poverty



Nueces County Young Adults Without Health Insurance



Sexually Transmitted Infections

Though teen pregnancy rates are declining, the count and rate of sexually transmitted infections are increasing among Texas youth.

Count of New Cases, Youth 15-24, Nueces County

	2007	2016	Change
HIV	--	6	N/A
Chlamydia	1,159	1,821	+ 57%
Gonorrhea	296	339	+ 15%

Data sources available at www.txcampaign.org