

# Bexar County ADOLESCENT HEALTH

## Number of Teen Births, 2018

### Number of Births in Bexar County

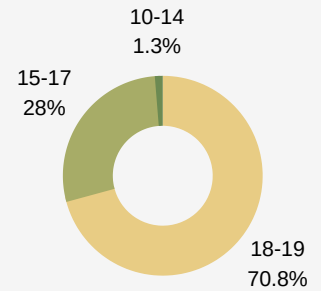
Births to 10-14 year olds: **22**

Births to 15-17 year olds: **483**

Births to 18-19 year olds: **1,223**

**Total Teen Births in Bexar County, 2018: 1,728**

### Age of Mother



**18%**  
of teen births in Bexar County are repeat births

A baby is born to a teen mom in Bexar County every **5 hours**

## IN TEXAS...

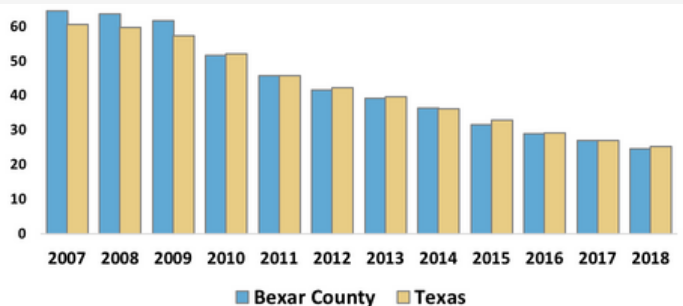
63% of 12th grade students have had sex.

Just 16% of school districts teach abstinence-plus sex education.

In 2018, Texas had the 9th highest teen birth rate and the highest rate of repeat teen births in the nation.

## Teen Birth Rate, 2018

### Bexar County births per 1,000 girls aged 15-19



Many young women in Texas struggle to access the resources needed to make informed decisions about their health, futures and families. Teen births are on the decline, but the Bexar County teen birth rate still was 42% higher than the US average in 2018.

Area	2018 Rate
Bexar County:	<b>24.7*</b>
Texas:	<b>25.0*</b>
US:	<b>17.4</b>

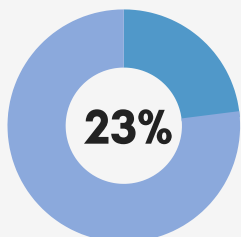
Between 2009 - 2018 the Bexar County teen birth rate declined

**60%**

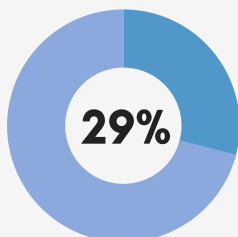
\* Preliminary estimated 2018 rate

## Community Well-Being

**Bexar County Children Living in Poverty**



**Bexar County Young Adults Without Health Insurance**



## Sexually Transmitted Infections

Though teen pregnancy rates are declining, the count and rate of sexually transmitted infections are increasing among Texas youth.

### Reported STI Cases & Rates, Youth 15-24, Bexar County

	Count of new cases, 2018	Increase/decrease from 2009*	County, above/below TX rate, 2018
HIV	62	<b>-24%</b>	-15%
Chlamydia	6,466	<b>-10%</b>	-3%
Gonorrhea	1,725	<b>-19%</b>	+3%

\*Some increase may be due to improved screening and diagnoses.