

Collin County ADOLESCENT HEALTH

Number of Teen Births, 2018

Number of Births in Collin County

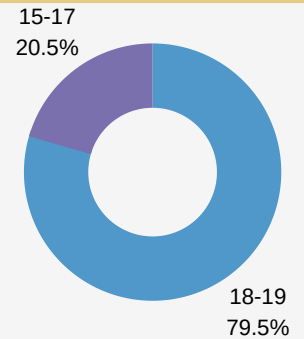
Births to 10-14 year olds: **>10**

Births to 15-17 year olds: **57**

Births to 18-19 year olds: **221**

Total Teen Births (15-19) in Collin County, 2018: 278

Age of Mother



13% of teen births in Collin County are repeat births

A baby is born to a teen mom in Collin County every **31 hours**

IN TEXAS...

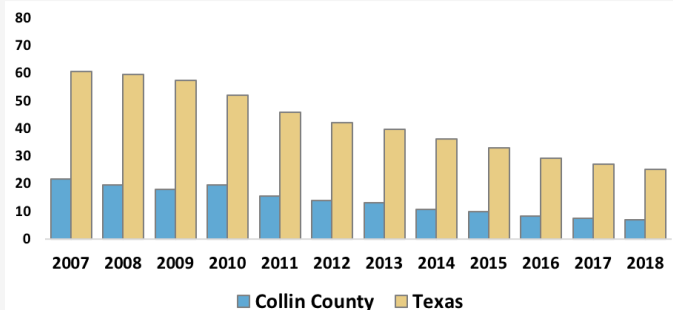
63% of 12th grade students have had sex.

Just 16% of school districts teach comprehensive sex education.

In 2018, Texas had the 9th highest teen birth rate and the highest rate of repeat teen births in the nation.

Teen Birth Rate, 2018

Collin County births per 1,000 girls aged 15-19



Area	2018 Rate
Collin County:	7.2*
Texas:	25.0*
US:	17.4

Many young women in Texas struggle to access the resources needed to make informed decisions about their health, futures and families. Teen births are on the decline in Texas and Collin County, but rates of STIs are increasing.

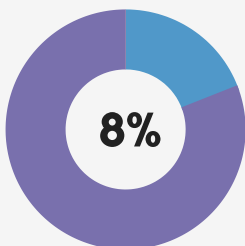
Between 2009 - 2018 the Travis County teen birth rate declined

60%

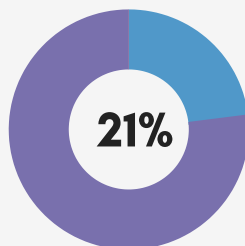
* Preliminary estimated 2018 rate

Community Well-Being

Collin County Children Living in Poverty



Collin County Young Adults Without Health Insurance



Sexually Transmitted Infections

Though teen pregnancy rates are declining, the count and rate of sexually transmitted infections are increasing among Texas youth.

STI Cases & Rates, Youth 15-24, Collin County

	Count of new cases, 2018	Increase/decrease from 2009*	County, above/below TX rate, 2018
HIV	20	+ 0%	- 40%
Chlamydia	1,872	+ 66%	- 38%
Gonorrhea	450	+ 134%	- 41%

*Some increase may be due to improved screening and diagnoses.