

El Paso County ADOLESCENT HEALTH

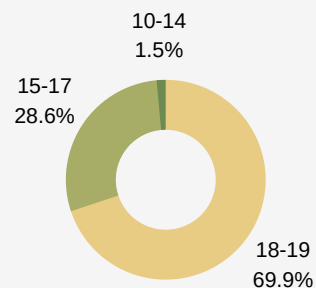
Number of Teen Births, 2018

Number of Births in El Paso County

Births to 10-14 year olds:	15
Births to 15-17 year olds:	293
Births to 18-19 year olds:	715

Total Teen Births in El Paso County, 2018: 1,023

Age of Mother



19%
of teen births in El Paso County are repeat births

A baby is born to a teen mom in El Paso County every **9 hours**

IN TEXAS...

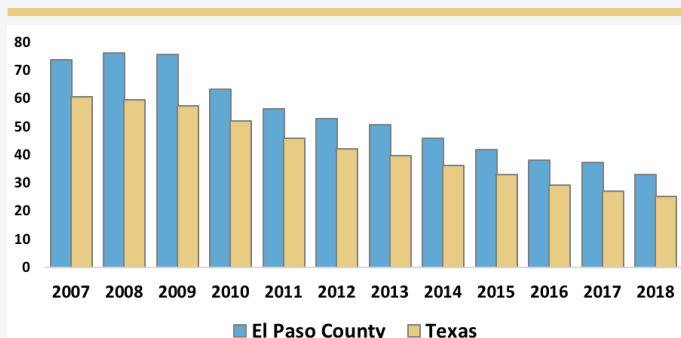
63% of 12th grade students have had sex.

Just 16% of school districts teach abstinence-plus sex education.

In 2018, Texas had the 9th highest teen birth rate and the highest rate of repeat teen births in the nation.

Teen Birth Rate, 2018

El Paso County births per 1,000 girls aged 15-19



Many young women in Texas struggle to access the resources needed to make informed decisions about their health, futures and families. Teen births are on the decline, but the El Paso County teen birth rate still was 33% higher than the Texas average in 2018.

Area	2018 Rate
El Paso County:	33.1*
Texas:	25.0*
US:	17.4

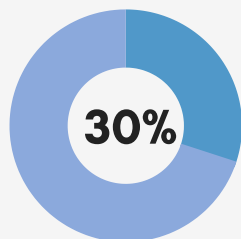
Between 2009 - 2018 the El Paso County teen birth rate declined

56%

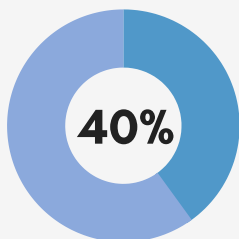
* Preliminary estimated 2018 rate

Community Well-Being

El Paso County Children Living in Poverty



El Paso County Young Adults Without Health Insurance



Sexually Transmitted Infections

Though teen pregnancy rates are declining, the count and rate of sexually transmitted infections are increasing among Texas youth.

Reported STI Cases & Rates, Youth 15-24, El Paso County

	Count of new cases, 2018	Increase/decrease from 2009*	County, above/below TX rate, 2018
HIV	40	+135%	+19%
Chlamydia	3,747	+53%	+22%
Gonorrhea	618	+80%	-20%

*Some increase may be due to improved screening and diagnoses.