

Grayson County ADOLESCENT HEALTH

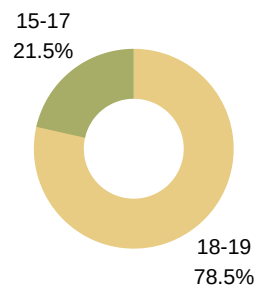
Number of Teen Births, 2018

Number of Births in Grayson County

Births to 10-14 year olds:	0
Births to 15-17 year olds:	32
Births to 18-19 year olds:	117

Total Teen Births in Grayson County, 2018: 149

Age of Mother



14%
of teen births in Grayson County are repeat births

A baby is born to a teen mom in Grayson County every **two days**

IN TEXAS...

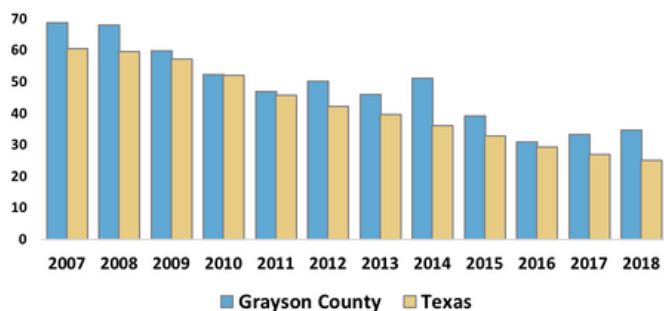
63% of 12th grade students have had sex.

Just 16% of school districts teach abstinence-plus sex education.

In 2018, Texas had the 9th highest teen birth rate and the highest rate of repeat teen births in the nation.

Teen Birth Rate, 2018

Grayson County births per 1,000 girls aged 15-19



Area	2018 Rate
Grayson County:	34.9*
Texas:	25.0*
US:	17.4

Many young women in Texas struggle to access the resources needed to make informed decisions about their health, futures and families. Teen births are on the decline, but the Grayson County teen birth rate was still 39% higher than the Texas average in 2018.

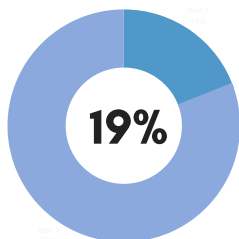
Between 2009 - 2018 the Grayson County teen birth rate declined

42%

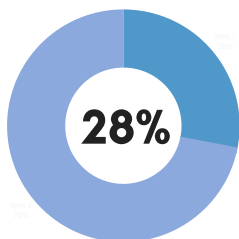
* Preliminary estimated 2018 rate

Community Well-Being

Grayson County Children Living in Poverty



Grayson County Young Adults Without Health Insurance



Sexually Transmitted Infections

Though teen pregnancy rates are declining, the count and rate of sexually transmitted infections are increasing among Texas youth.

Reported STI Cases & Rates, Youth 15-24, Grayson County

	Count of new cases, 2018	Increase/decrease from 2009*	County, above/below TX rate, 2018
HIV	-	-	-
Chlamydia	304	+36%	-21%
Gonorrhea	55	+4%	-43%

*Some increase may be due to improved screening and diagnoses.