

Lubbock County ADOLESCENT HEALTH

Number of Teen Births, 2018

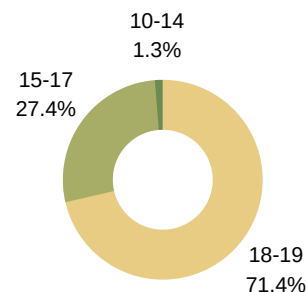
Number of Births in Lubbock County

Births to 15-17 year olds: **87**

Births to 18-19 year olds: **227**

**Total Teen Births in
Lubbock County, 2018: 314**

Age of Mother



23%
of teen births in Lubbock County
are repeat births

A baby is born to
a teen mom in
Lubbock County every

28 hours

IN TEXAS...

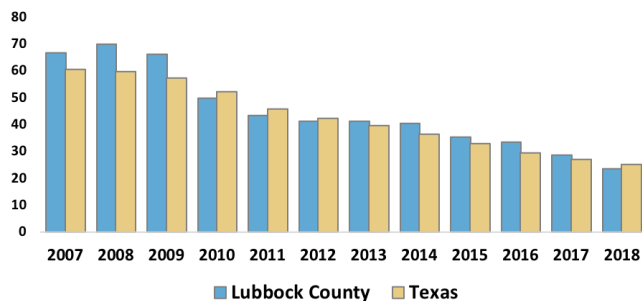
65% of 12th
grade students
have had sex.

Just 16% of school
districts teach
abstinence-plus
sex education.

In 2018, Texas had
the 9th highest
teen birth rate and
the highest rate of
repeat teen births
in the nation.

Teen Birth Rate, 2018

Lubbock County births per 1,000 girls aged 15-19



Many young women in Texas struggle to access the resources needed to make informed decisions about their health, futures and families. Teen births rates in Lubbock county were lower than the Texas average, but still 34% above the US in 2018.

Area	2018 Rate
Lubbock County:	23.4*
Texas:	25.0*
US:	17.4

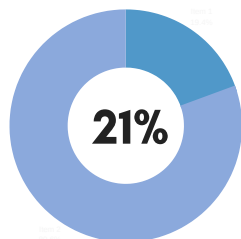
Between 2009 - 2018 the
Lubbock County teen
birth rate declined

65%

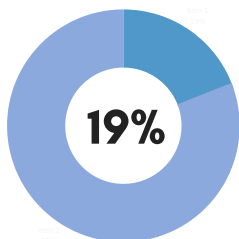
* Preliminary estimated 2018 rate

Community Well-Being

Lubbock County
Children Living
in Poverty



Lubbock County
Young Adults Without
Health Insurance



Sexually Transmitted Infections

Though teen pregnancy rates are declining, the count and rate of sexually transmitted infections are increasing among Texas youth.

Reported STI Cases & Rates, Youth 15-24, Lubbock County

	Count of new cases, 2018	Increase/decrease from 2009*	County, above/below TX rate, 2018
HIV	10	-	-38%
Chlamydia	1,836	+42%	+26%
Gonorrhea	335	+102%	+84%

*Some increase may be due to improved screening and diagnoses.