

# Nueces County ADOLESCENT HEALTH

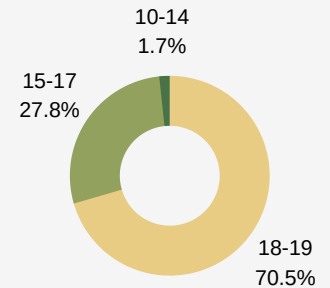
## Number of Teen Births, 2018

### Number of Births in Nueces County

Births to 10-14 year olds:	<b>&gt;10</b>
Births to 15-17 year olds:	<b>99</b>
Births to 18-19 year olds:	<b>251</b>

**Total Births to Teens  
aged 15-19 in  
Nueces County, 2018:** **350**

### Age of Mother



**23%**  
of teen births in Nueces  
County are repeat births

A baby is born to  
a teen mom in  
Nueces County every  
**25 hours**

## IN TEXAS...

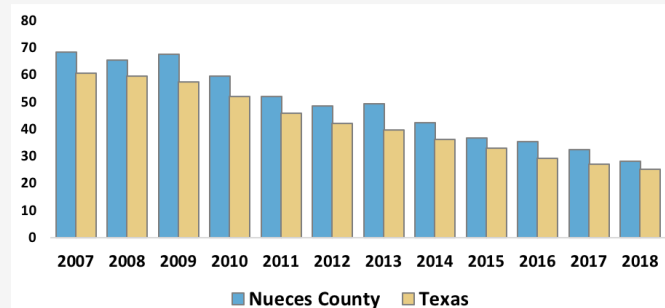
63% of 12th  
grade students  
have had sex.

Just 16% of school  
districts teach  
abstinence-plus  
sex education.

In 2018, Texas had  
the 9th highest  
teen birth rate and  
the highest rate of  
repeat teen births  
in the nation.

## Teen Birth Rate, 2018

### Nueces County births per 1,000 girls aged 15-19



Many young women in Texas struggle to access the resources needed to make informed decisions about their health, futures and families. Teen births are on the decline, but the Nueces County teen birth rate still was 13% higher than the Texas average in 2018.

Area	2018 Rate
Nueces County:	<b>28.4*</b>
Texas:	<b>25.0*</b>
US:	<b>17.4</b>

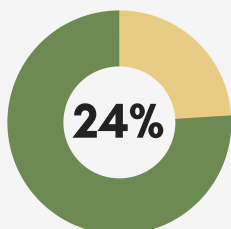
Between 2009 - 2018 the  
Nueces County teen birth  
rate declined

**58%**

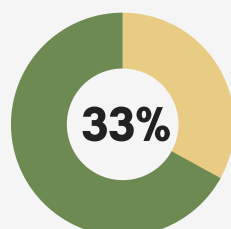
\* Preliminary estimated 2018 rate

## Community Well-Being

**Nueces County  
Children Living  
in Poverty**



**Nueces County  
Young Adults Without  
Health Insurance**



## Sexually Transmitted Infections

Though teen pregnancy rates are declining, the count and rate of sexually transmitted infections are increasing among Texas youth.

### STI Cases & Rates, Youth 15-24, Nueces County

	Count of new cases, 2018	Increase/ decrease from 2009*	County, above/below TX rate, 2018
HIV	10	**	- 24%
Chlamydia	1,808	+ 20%	+ 52%
Gonorrhea	369	+ 25%	+ 23%

\*Some increase may be due to improved screening and diagnoses.