

Smith County ADOLESCENT HEALTH

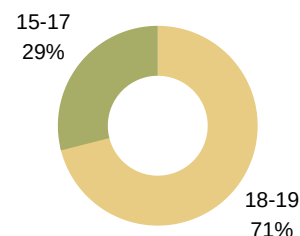
Number of Teen Births, 2018

Number of Births in Smith County

Births to 10-14 year olds:	0
Births to 15-17 year olds:	62
Births to 18-19 year olds:	152

Total Teen Births in Smith County, 2018: 214

Age of Mother



21%
of teen births in Smith County are repeat births

A baby is born to a teen mom in Smith County every **two days**

IN TEXAS...

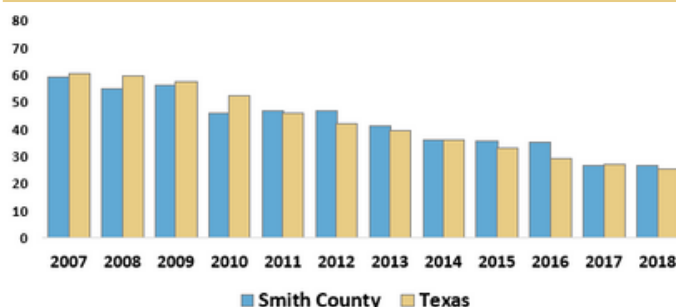
63% of 12th grade students have had sex.

Just 16% of school districts teach abstinence-plus sex education.

In 2018, Texas had the 9th highest teen birth rate and the highest rate of repeat teen births in the nation.

Teen Birth Rate, 2018

Smith County births per 1,000 girls aged 15-19



Area	2018 Rate
Smith County:	26.5*
Texas:	25.0*
US:	17.4

Many young women in Texas struggle to access the resources needed to make informed decisions about their health, futures and families. Teen births are on the decline, but the Smith County teen birth rate was still 52% higher than the US average in 2018.

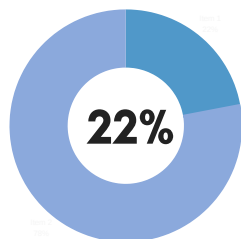
Between 2009 - 2018 the Smith County teen birth rate declined

53%

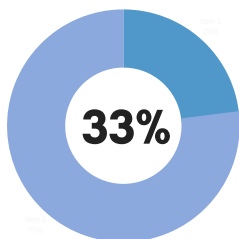
* Preliminary estimated 2018 rate

Community Well-Being

Smith County Children Living in Poverty



Smith County Young Adults Without Health Insurance



Sexually Transmitted Infections

Though teen pregnancy rates are declining, the count and rate of sexually transmitted infections are increasing among Texas youth.

Reported STI Cases & Rates, Youth 15-24, Smith County

	Count of new cases, 2018	Increase/decrease from 2009*	County, above/below TX rate, 2018
HIV	7	+17%	-13%
Chlamydia	769	0%	+6%
Gonorrhea	229	-23%	+25%

*Some increase may be due to improved screening and diagnoses.