

Bell County ADOLESCENT HEALTH

Number of Teen Births, 2018

Number of Births in Bell County

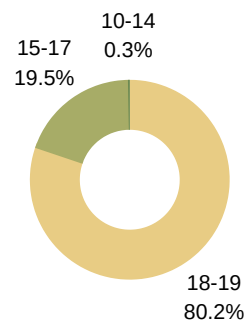
Births to 10-14 year olds: **>10**

Births to 15-17 year olds: **67**

Births to 18-19 year olds: **275**

Total Teen Births in Bell County, aged 15-19, 2018: 342

Age of Mother



18%
of teen births in Bell County are repeat births

A baby is born to a teen mom in Bell County every **day**

IN TEXAS...

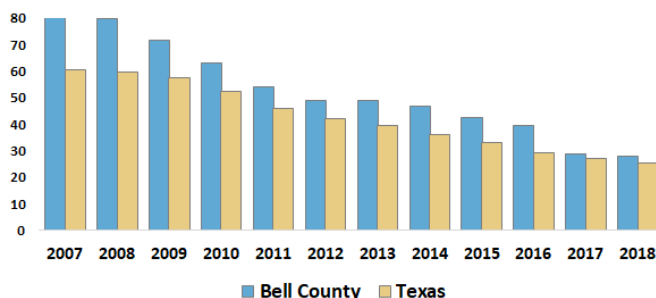
63% of 12th grade students have had sex.

Just 16% of school districts teach abstinence-plus sex education.

In 2018, Texas had the 9th highest teen birth rate and the highest rate of repeat teen births in the nation.

Teen Birth Rate, 2018

Bell County births per 1,000 girls aged 15-19



Area	2018 Rate
Bell County:	27.8*
Texas:	25.0*
US:	17.4

Many young women in Texas struggle to access the resources needed to make informed decisions about their health, futures and families. Teen births are on the decline, but the Bell County teen birth rate still was 11% higher than the Texas average in 2018.

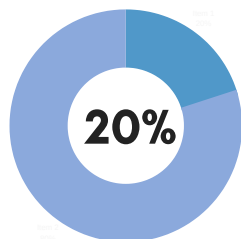
Between 2009 - 2018 the Bell County teen birth rate declined

61%

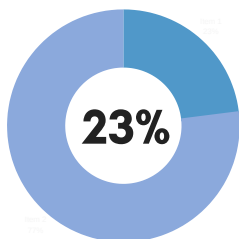
* Preliminary estimated 2018 rate

Community Well-Being

Bell County Children Living in Poverty



Bell County Young Adults Without Health Insurance



Sexually Transmitted Infections

Though teen pregnancy rates are declining, the count and rate of sexually transmitted infections are increasing among Texas youth.

Reported STI Cases & Rates, Youth 15-24, Bell County

	Count of new cases, 2018	Increase/decrease from 2009*	County, above/below TX rate, 2018
HIV	15	0%	+8%
Chlamydia	2,240	-7%	+77%
Gonorrhea	684	-10%	+115%

*Some increase may be due to improved screening and diagnoses.