

# Ector County ADOLESCENT HEALTH

## Number of Teen Births, 2018

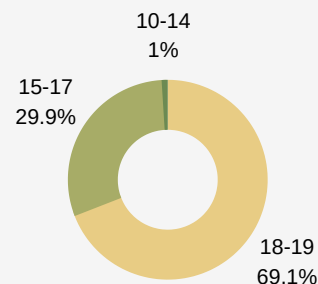
### Number of Births in Ector County

Births to 15-17 year olds: **91**

Births to 18-19 year olds: **210**

**Total Teen Births (15-19)  
in Ector County, 2018: 301**

### Age of Mother



**17%**  
of teen births in Ector County are repeat births

A baby is born to a teen mom in Ector County every **29 hours**

## IN TEXAS...

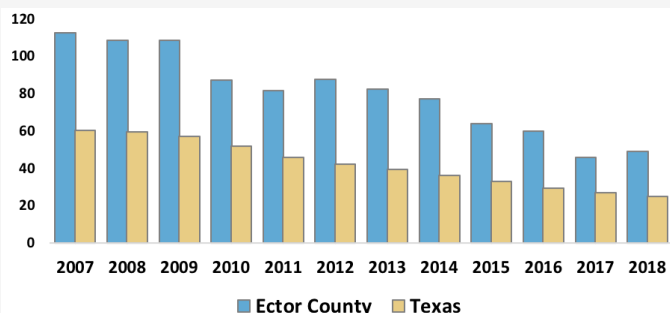
63% of 12th grade students have had sex.

Just 16% of school districts teach abstinence-plus sex education.

In 2018, Texas had the 9th highest teen birth rate and the highest rate of repeat teen births in the nation.

## Teen Birth Rate, 2018

### Ector County births per 1,000 girls aged 15-19



Many young women in Texas struggle to access the resources needed to make informed decisions about their health, futures and families. Teen births are on the decline, but the Ector County teen birth rate still was 97% higher than the Texas average in 2018.

Area	2018 Rate
Ector County:	<b>49.3*</b>
Texas:	<b>25.0*</b>
US:	<b>17.4</b>

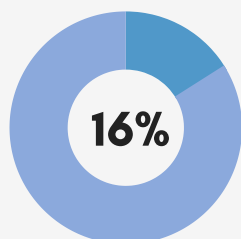
Between 2009 - 2018 the Ector County teen birth rate declined

**55%**

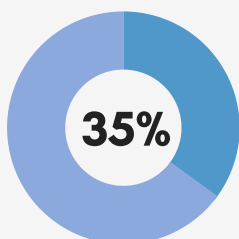
\* Preliminary estimated 2018 rate

## Community Well-Being

Ector County Children Living in Poverty



Ector County Young Adults Without Health Insurance



## Sexually Transmitted Infections

Though teen pregnancy rates are declining, the count and rate of sexually transmitted infections are increasing among Texas youth.

### Reported STI Cases & Rates, Youth 15-24, Ector County

	Count of new cases, 2018	Increase/decrease from 2009*	County, above/below TX rate, 2018
HIV	-	-	-
Chlamydia	512	<b>-11%</b>	-6%
Gonorrhea	103	<b>-28%</b>	-25%

\*Some increase may be due to improved screening and diagnoses.