

# Gregg County ADOLESCENT HEALTH

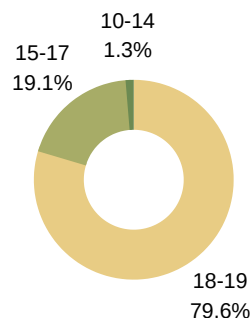
## Number of Teen Births, 2018

### Number of Births in Gregg County

Births to 10-14 year olds:	<b>&gt;10</b>
Births to 15-17 year olds:	<b>29</b>
Births to 18-19 year olds:	<b>121</b>

**Total Teen Births (15-19)  
in Gregg County, 2018: 150**

### Age of Mother



**19%**  
of teen births in Gregg County are repeat births

A baby is born to a teen mom in Gregg County every **two days**

## IN TEXAS...

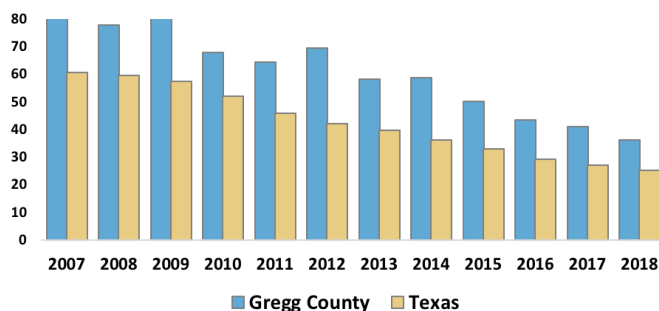
63% of 12th grade students have had sex.

Just 16% of school districts teach abstinence-plus sex education.

In 2018, Texas had the 9th highest teen birth rate and the highest rate of repeat teen births in the nation.

## Teen Birth Rate, 2018

### Gregg County births per 1,000 girls aged 15-19



Area	2018 Rate
Gregg County:	<b>36.2*</b>
Texas:	<b>25.0*</b>
US:	<b>17.4</b>

Many young women in Texas struggle to access the resources needed to make informed decisions about their health, futures and families. Teen births are on the decline, but the Gregg County teen birth rate was still 45% higher than the Texas average in 2018.

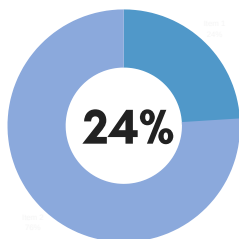
Between 2009 - 2018 the Gregg County teen birth rate declined

**55%**

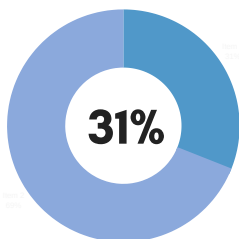
\* Preliminary estimated 2018 rate

## Community Well-Being

Gregg County Children Living in Poverty



Gregg County Young Adults Without Health Insurance



## Sexually Transmitted Infections

Though teen pregnancy rates are declining, the count and rate of sexually transmitted infections are increasing among Texas youth.

### Reported STI Cases & Rates, Youth 15-24, Gregg County

	Count of new cases, 2018	Increase/decrease from 2009*	County, above/below TX rate, 2018
HIV	5	-50%	+18%
Chlamydia	608	+3%	+58%
Gonorrhea	159	-32%	+64%

\*Some increase may be due to improved screening and diagnoses.