

Jefferson County ADOLESCENT HEALTH

Number of Teen Births, 2018

Number of Births in Jefferson County

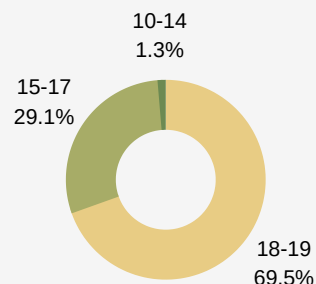
Births to 10-14 year olds: **>10**

Births to 15-17 year olds: **88**

Births to 18-19 year olds: **210**

**Total Teen Births (15-19)
in Jefferson County, 2018: 298**

Age of Mother



15%
of teen births in Jefferson County
are repeat births

A baby is born to
a teen mom in
Jefferson County
every
day

IN TEXAS...

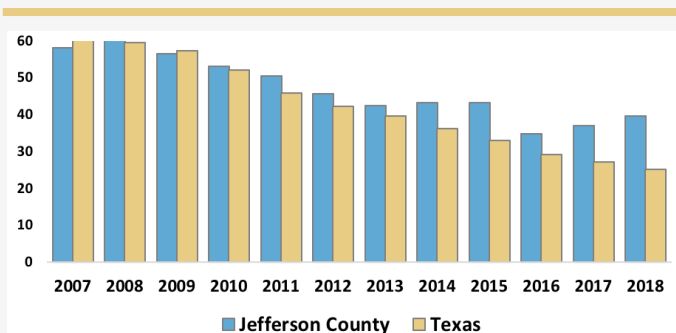
63% of 12th
grade students
have had sex.

Just 16% of school
districts teach
abstinence-plus
sex education.

In 2018, Texas had
the 9th highest
teen birth rate and
the highest rate of
repeat teen births
in the nation.

Teen Birth Rate, 2018

Jefferson County births per 1,000 girls aged 15-19



Many young women in Texas struggle to access the resources needed to make informed decisions about their health, futures and families. Teen births are on the decline, but the Jefferson County teen birth rate still was 59% higher than the Texas average in 2018.

Area	2018 Rate
Jefferson County:	39.7*
Texas:	25.0*
US:	17.4

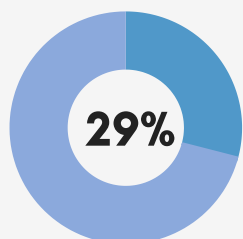
Between 2009 - 2018 the
Jefferson County teen
birth rate declined

30%

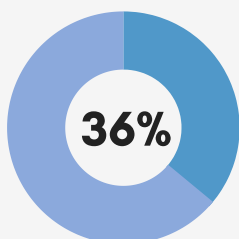
* Preliminary estimated 2018 rate

Community Well-Being

Jefferson County
Children Living
in Poverty



Jefferson County
Young Adults Without
Health Insurance



Sexually Transmitted Infections

Though teen pregnancy rates are declining, the count and rate of sexually transmitted infections are increasing among Texas youth.

Reported STI Cases & Rates, Youth 15-24, Jefferson County

	Count of new cases, 2018	Increase/decrease from 2009*	County, above/below TX rate, 2018
HIV	14	-13%	+63%
Chlamydia	1,028	+21%	+32%
Gonorrhea	343	+1%	+75%

*Some increase may be due to improved screening and diagnoses.