

# Montgomery County ADOLESCENT HEALTH

## Number of Teen Births, 2018

### Number of Births in Montgomery County

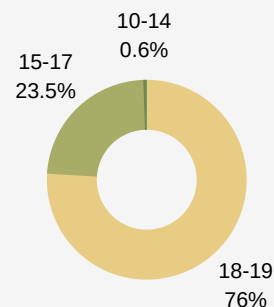
Births to 10-14 year olds: **>10**

Births to 15-17 year olds: **84**

Births to 18-19 year olds: **272**

**Total Teen Births (15-19) in Montgomery County, 2018: 356**

### Age of Mother



**16%**  
of teen births in Montgomery County are repeat births

A baby is born to a teen mom in Montgomery County every **24 hours**

## IN TEXAS...

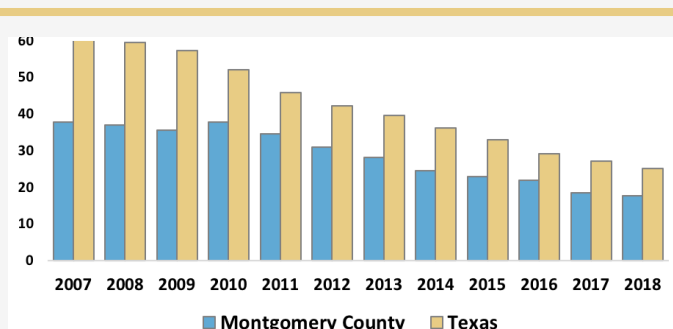
63% of 12th grade students have had sex.

Just 16% of school districts teach abstinence-plus sex education.

In 2018, Texas had the 9th highest teen birth rate and the highest rate of repeat teen births in the nation.

## Teen Birth Rate, 2018

Montgomery County births per 1,000 girls aged 15-19



Many young women in Texas struggle to access the resources needed to make informed decisions about their health, futures and families. Teen births are on the decline, but the Montgomery County teen birth rate still was 2% higher than the US average in 2018.

Area	2018 Rate
Mont. County:	<b>17.7*</b>
Texas:	<b>25.0*</b>
US:	<b>17.4</b>

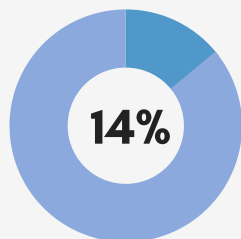
Between 2009 - 2018 the Montgomery County teen birth rate declined

**51%**

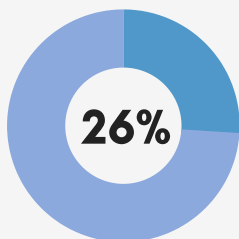
\* Preliminary estimated 2018 rate

## Community Well-Being

Montgomery County Children Living in Poverty



Montgomery County Young Adults Without Health Insurance



## Sexually Transmitted Infections

Though teen pregnancy rates are declining, the count and rate of sexually transmitted infections are increasing among Texas youth.

### Reported STI Cases & Rates, Youth 15-24, Montgomery County

	Count of new cases, 2018	Increase/decrease from 2009*	County, above/below TX rate, 2018
HIV	14	<b>+133%</b>	-27%
Chlamydia	1,056	<b>+77%</b>	-40%
Gonorrhea	165	<b>+117%</b>	-62%

\*Some increase may be due to improved screening and diagnoses.