

Parker County ADOLESCENT HEALTH

Number of Teen Births, 2018

Number of Births in Parker County

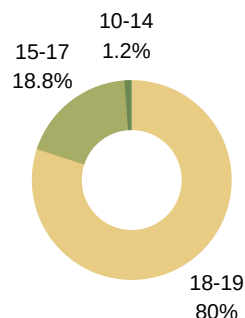
Births to 10-14 year olds: **>10**

Births to 15-17 year olds: **16**

Births to 18-19 year olds: **68**

**Total Teen Births (15-19)
in Parker County, 2018: 84**

Age of Mother



18%
of teen births in Parker County are repeat births

A baby is born to a teen mom in Parker County every **four days**

IN TEXAS...

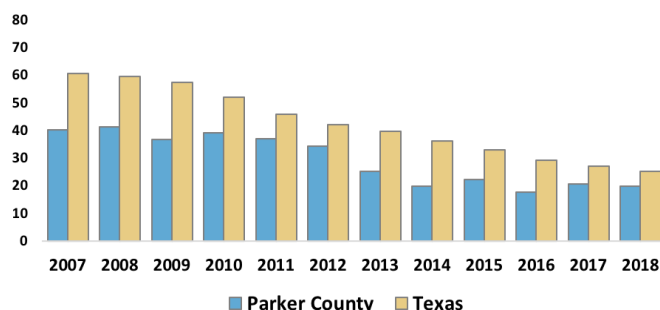
63% of 12th grade students have had sex.

Just 16% of school districts teach abstinence-plus sex education.

In 2018, Texas had the 9th highest teen birth rate and the highest rate of repeat teen births in the nation.

Teen Birth Rate, 2018

Parker County births per 1,000 girls aged 15-19



Area	2018 Rate
Parker County:	20.0*
Texas:	25.0*
US:	17.4

Many young women in Texas struggle to access the resources needed to make informed decisions about their health, futures and families. Teen births are on the decline, but the Parker County teen birth rate was still 15% higher than the US average in 2018.

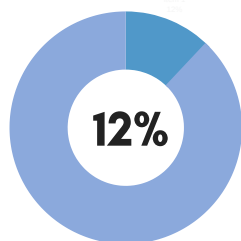
Between 2009 - 2018 the Parker County teen birth rate declined

46%

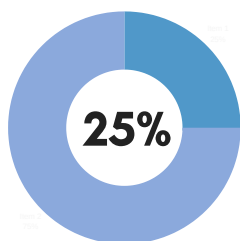
* Preliminary estimated 2018 rate

Community Well-Being

Parker County Children Living in Poverty



Parker County Young Adults Without Health Insurance



Sexually Transmitted Infections

Though teen pregnancy rates are declining, the count and rate of sexually transmitted infections are increasing among Texas youth.

Reported STI Cases & Rates, Youth 15-24, Parker County

	Count of new cases, 2018	Increase/decrease from 2009*	County, above/below TX rate, 2018
HIV	-	-	-
Chlamydia	213	+47%	-45%
Gonorrhea	39	+179%	-60%

*Some increase may be due to improved screening and diagnoses.