

Tom Green County ADOLESCENT HEALTH

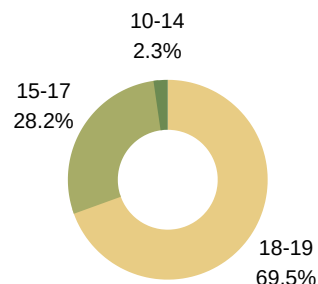
Number of Teen Births, 2018

Number of Births in Tom Green County

Births to 10-14 year olds:	>10
Births to 15-17 year olds:	37
Births to 18-19 year olds:	91

Total Teen Births (15-19) in Tom Green County, 2018: 128

Age of Mother



N/A

of teen births in Tom Green County are repeat births

A baby is born to a teen mom in Tom Green County every **three days**

IN TEXAS...

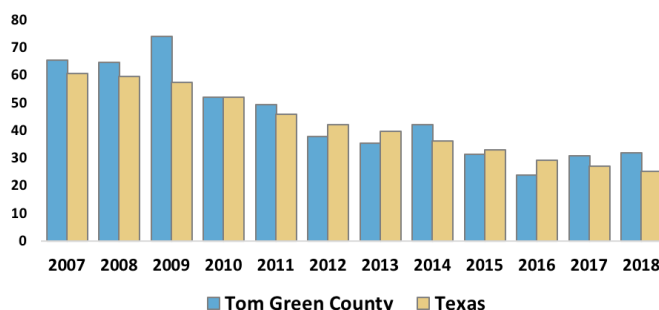
63% of 12th grade students have had sex.

Just 16% of school districts teach abstinence-plus sex education.

In 2018, Texas had the 9th highest teen birth rate and the highest rate of repeat teen births in the nation.

Teen Birth Rate, 2018

Tom Green County births per 1,000 girls aged 15-19



Many young women in Texas struggle to access the resources needed to make informed decisions about their health, futures and families. Teen births are on the decline, but the Tom Green County teen birth rate was still 28% higher than the Texas average in 2018.

Area	2018 Rate
Tom Gr. County:	32.0*
Texas:	25.0*
US:	17.4

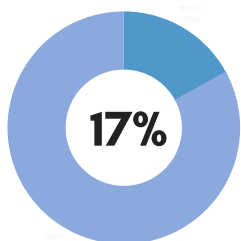
Between 2009 - 2018 the Tom Green County teen birth rate declined

57%

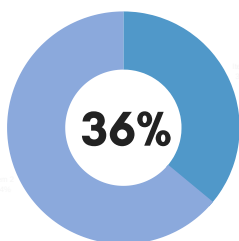
* Preliminary estimated 2018 rate

Community Well-Being

Tom Green County Children Living in Poverty



Tom Green County Young Adults Without Health Insurance



Sexually Transmitted Infections

Though teen pregnancy rates are declining, the count and rate of sexually transmitted infections are increasing among Texas youth.

Reported STI Cases & Rates, Youth 15-24, Tom Green County

	Count of new cases, 2018	Increase/decrease from 2009*	County, above/below TX rate, 2018
HIV	-	-	-
Chlamydia	480	+10%	+8%
Gonorrhea	114	+63%	-43%

*Some increase may be due to improved screening and diagnoses.