

Travis County ADOLESCENT HEALTH

Number of Teen Births, 2018

Number of Births in Travis County

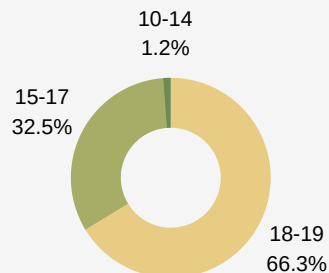
Births to 10-14 year olds: **>10**

Births to 15-17 year olds: **245**

Births to 18-19 year olds: **500**

Total Teen Births (15-19) in Travis County, 2018: 745

Age of Mother



16%
of teen births in Travis County are repeat births

A baby is born to a teen mom in Travis County every **12 hours**

IN TEXAS...

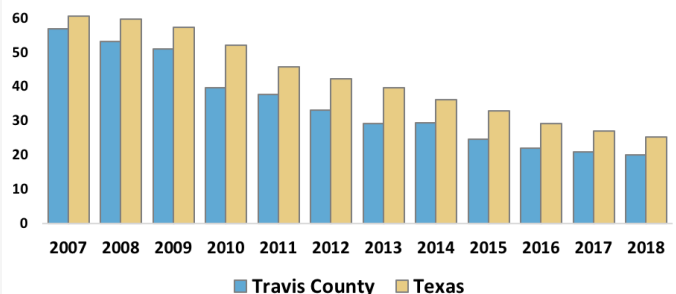
63% of 12th grade students have had sex.

Just 16% of school districts teach abstinence-plus sex education.

In 2018, Texas had the 9th highest teen birth rate and the highest rate of repeat teen births in the nation.

Teen Birth Rate, 2018

Travis County births per 1,000 girls aged 15-19



Many young women in Texas struggle to access the resources needed to make informed decisions about their health, futures and families. Teen births are on the decline, but the Travis County teen birth rate still was 16% higher than the US average in 2018.

Area	2018 Rate
Travis County:	20.1*
Texas:	25.0*
US:	17.4

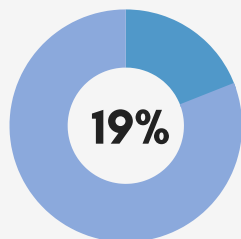
Between 2009 - 2018 the Travis County teen birth rate declined

61%

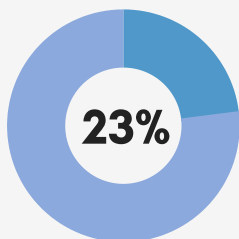
* Preliminary estimated 2018 rate

Community Well-Being

Travis County Children Living in Poverty



Travis County Young Adults Without Health Insurance



Sexually Transmitted Infections

Though teen pregnancy rates are declining, the count and rate of sexually transmitted infections are increasing among Texas youth.

Reported STI Cases & Rates, Youth 15-24, Travis County

	Count of new cases, 2018	Increase/decrease from 2009*	County, above/below TX rate, 2018
HIV	43	+59%	+7%
Chlamydia	4,761	+24%	+31%
Gonorrhea	1,324	+53%	+45%

*Some increase may be due to improved screening and diagnoses.