

Webb County ADOLESCENT HEALTH

Number of Teen Births, 2018

Number of Births in Webb County

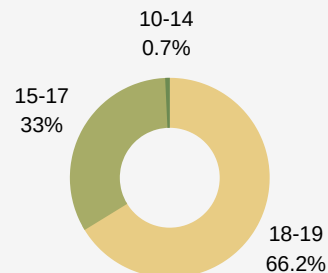
Births to 10-14 year olds: **>10**

Births to 15-17 year olds: **179**

Births to 18-19 year olds: **359**

**Total Teen Births (15-19)
in Webb County, 2018: 538**

Age of Mother



26%
of teen births in Webb County are repeat births

A baby is born to a teen mom in Webb County every **16 hours**

IN TEXAS...

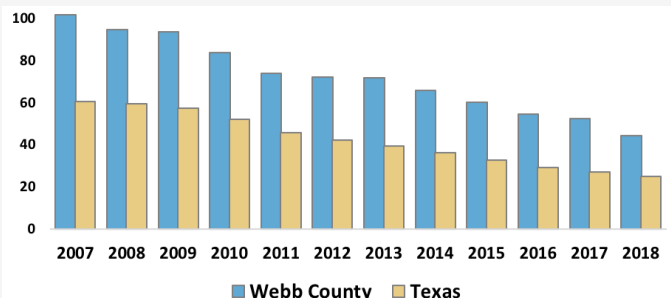
63% of 12th grade students have had sex.

Just 16% of school districts teach abstinence-plus sex education.

In 2018, Texas had the 9th highest teen birth rate and the highest rate of repeat teen births in the nation.

Teen Birth Rate, 2018

Webb County births per 1,000 girls aged 15-19



Area	2018 Rate
Webb County:	44.4*
Texas:	25.0*
US:	17.4

Many young women in Texas struggle to access the resources needed to make informed decisions about their health, futures and families. Teen births are on the decline, but the Webb County teen birth rate still was 78% higher than the Texas average in 2018.

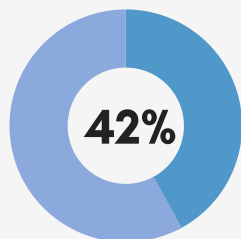
Between 2009 - 2018 the Webb County teen birth rate declined

53%

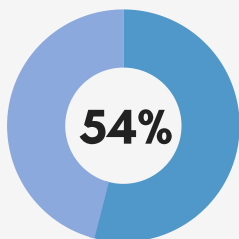
* Preliminary estimated 2018 rate

Community Well-Being

Webb County Children Living in Poverty



Webb County Young Adults Without Health Insurance



Sexually Transmitted Infections

Though teen pregnancy rates are declining, the count and rate of sexually transmitted infections are increasing among Texas youth.

Reported STI Cases & Rates, Youth 15-24, Webb County

	Count of new cases, 2018	Increase/decrease from 2009*	County, above/below TX rate, 2018
HIV	12	-	+2%
Chlamydia	784	+23%	-26%
Gonorrhea	84	+155%	-69%

*Some increase may be due to improved screening and diagnoses.