

Hays County ADOLESCENT HEALTH

Hays County Teen Births, 2019

Number of Births in Hays County

Births to 10-14 year olds:	>10
Births to 15-17 year olds:	25
Births to 18-19 year olds:	113

**Total Teen Births (15-19)
in Hays County, 2019: 138**

Counts less than 10 are not able to be shown for privacy reasons.

2019 Teen Birth Rate

Hays County:	12.7
Texas:	25.0
US:	17.4

14%

of teen births in Hays County are repeat births

Access to Care

Hays County has:

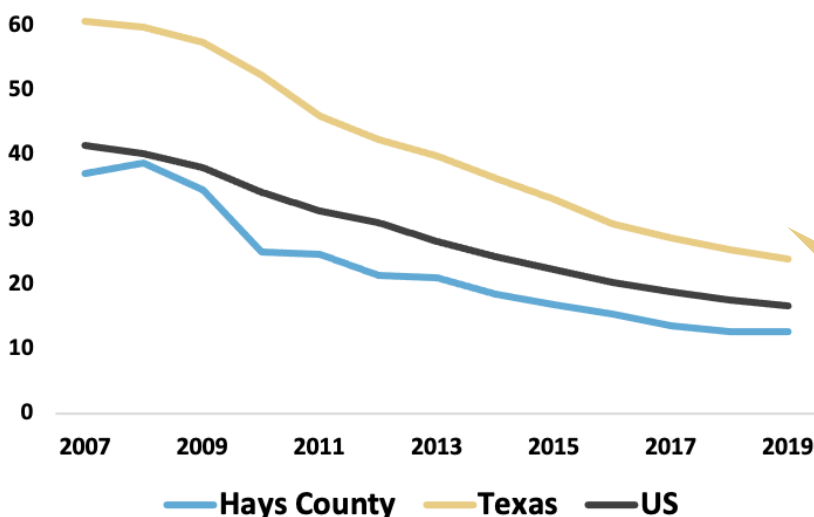
- **1** Family Planning Program Clinics
- **13** Healthy Texas Women Providers

Clinic counts as of December 2020. To learn more about these programs, visit www.txcampaign.org.

Access to Information

In Texas, just 16% of school districts teach abstinence-plus sex education. However, recent changes to statewide curriculum standards will increase access to medically accurate sex education starting in the 2022-2023 school year. Learn more at www.texasisready.org.

Teen Birth Rate per 1,000 Teens aged 15-19



In 2019, the Hays County teen birth rate was

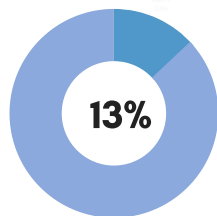
24% below the US rate and

47% below the Texas rate

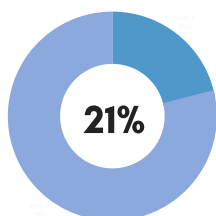
Social Determinants of Health

Structural issues such as poverty and lack of access to health care can contribute to teen pregnancy rates.

Children Living in Poverty



Young Adults (19-26) Without Health Insurance



Sexually Transmitted Infections

Though teen pregnancy rates are declining, STI are increasing among Texas youth. Some increase may be due to better screening, but data suggests actual rates are on the rise.

Reported STI Cases & Rates, Youth 15-24, Hays County

	Count of new cases, 2018	Change from 2009*	County compared to TX
HIV	11	--	-4%
Chlamydia	929	+27%	-11%
Gonorrhea	169	+48%	-36%