

# Denton County ADOLESCENT HEALTH

## Denton County Teen Births, 2019

### Number of Births in Denton County

Births to 10-14 year olds:	<b>&gt;10</b>
Births to 15-17 year olds:	<b>75</b>
Births to 18-19 year olds:	<b>228</b>

**Total Teen Births (15-19)  
in Denton County, 2019: 303**

Counts less than 10 are not able to be shown for privacy reasons.

### 2019 Teen Birth Rate

Denton County:	<b>8.7</b>
Texas:	<b>25.0</b>
US:	<b>17.4</b>

**14%**

of teen births in Denton County are repeat births

## Access to Care

Denton County has:

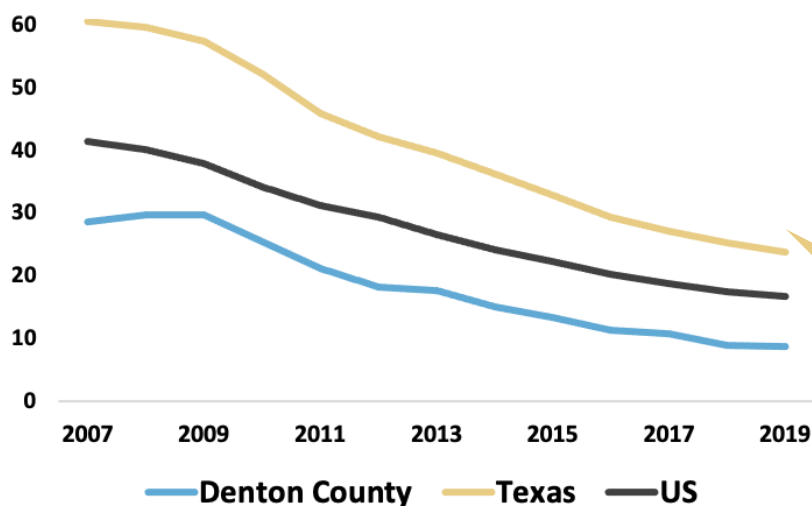
- **3** Family Planning Program Clinics
- **38** Healthy Texas Women Providers

Clinic counts as of December 2020. To learn more about these programs, visit [www.txcampaign.org](http://www.txcampaign.org).

## Access to Information

In Texas, just 16% of school districts teach abstinence-plus sex education. However, recent changes to statewide curriculum standards will increase access to medically accurate sex education starting in the 2022-2023 school year. Learn more at [www.texasisready.org](http://www.texasisready.org).

## Teen Birth Rate per 1,000 Teens aged 15-19



In 2019, the Denton County teen birth rate was

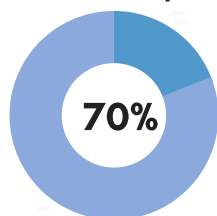
**48% below** the US rate and

**64% below** the Texas rate

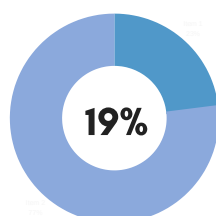
## Social Determinants of Health

Structural issues such as poverty and lack of access to health care can contribute to teen pregnancy rates.

**Children Living in Poverty**



**Young Adults (19-26) Without Health Insurance**



## Sexually Transmitted Infections

Though teen pregnancy rates are declining, STI are increasing among Texas youth. Some increase may be due to better screening, but data suggests actual rates are on the rise.

### Reported STI Cases & Rates, Youth 15-24, Denton County

	Count of new cases, 2018	Change from 2009*	County compared to TX
HIV	20	<b>+122%</b>	-33%
Chlamydia	1,628	<b>+71%</b>	-40%
Gonorrhea	419	<b>+144%</b>	-38%