

# Gregg County ADOLESCENT HEALTH

## Gregg County Teen Births, 2019

### Number of Births in Gregg County

Births to 10-14 year olds:	<b>&gt;10</b>
Births to 15-17 year olds:	<b>35</b>
Births to 18-19 year olds:	<b>94</b>

**Total Teen Births (15-19) in Gregg County, 2019: 129**

Counts less than 10 are not able to be shown for privacy reasons.

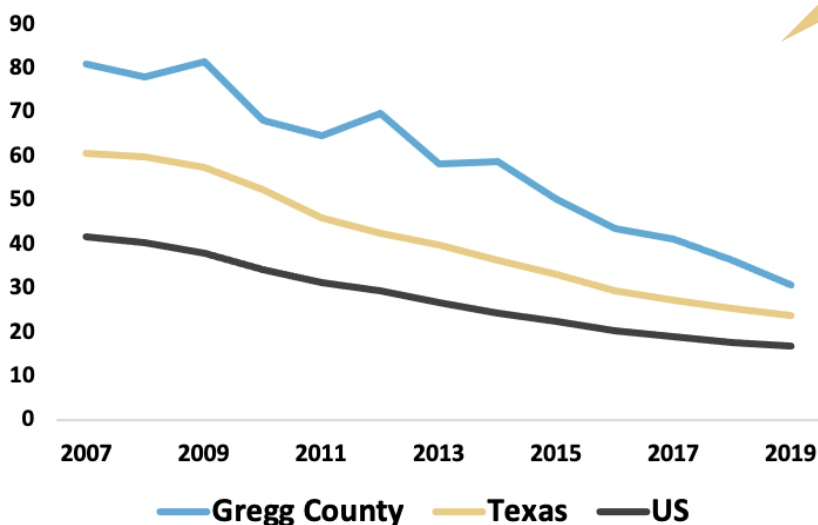
### 2019 Teen Birth Rate

Gregg County:	<b>30.7</b>
Texas:	<b>25.0</b>
US:	<b>17.4</b>

**25%**

of teen births in Gregg County are repeat births

## Teen Birth Rate per 1,000 Teens aged 15-19



In 2019, the Gregg County teen birth rate was

**84% above** the US rate and

**29% above** the Texas rate

A baby is born to a teen mom in Gregg County every **3 days**

**Access to Care**

Gregg County has:

- 2 Family Planning Program Clinics
- 24 Healthy Texas Women Providers

**Access to Information**

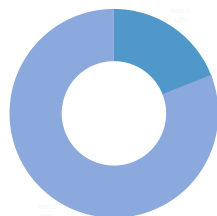
In Texas, just 16% of school districts teach abstinence-plus sex education. However, recent changes to statewide curriculum standards will increase access to medically accurate sex education starting in the 2022-2023 school year. Learn more at [www.texasisready.org](http://www.texasisready.org).

Clinic counts as of December 2020. To learn more about these programs, visit [www.txcampaign.org](http://www.txcampaign.org).

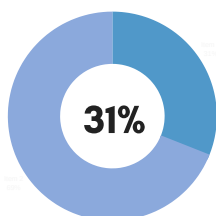
## Social Determinants of Health

Structural issues such as poverty and lack of access to health care can contribute to teen pregnancy rates.

**Children Living in Poverty**



**Young Adults (19-26) Without Health Insurance**



## Sexually Transmitted Infections

Though teen pregnancy rates are declining, STI are increasing among Texas youth. Some increase may be due to better screening, but data suggests actual rates are on the rise.

### Reported STI Cases & Rates, Youth 15-24, Gregg County

	Count of new cases, 2018	Change from 2009*	County compared to TX
HIV	5	-50%	+18%
Chlamydia	608	+3%	+58%
Gonorrhea	159	-32%	+64%