

Cameron County ADOLESCENT HEALTH

Cameron County Teen Births, 2020

A baby is born to a teen mom in Cameron County every **14 hours**

Disparities

Factors such as access to health care, information, and economic opportunity can lead to disparities in teen birth rates.

Teen Birth Rate

	Cameron	Texas
Hispanic	34.1	31.4
Black	--*	24.0
White	60.8	12.8
Asian	--*	2.1

*Counts less than 10 suppressed for privacy

92%

of teen births in Cameron County in 2020 were to Hispanic teens. However, white teens had a higher overall birth rate.

Teen Birth Rate

Cameron:	34.6
Texas:	22.4
US:	15.4

22%

of teen births in Cameron County are repeat births.

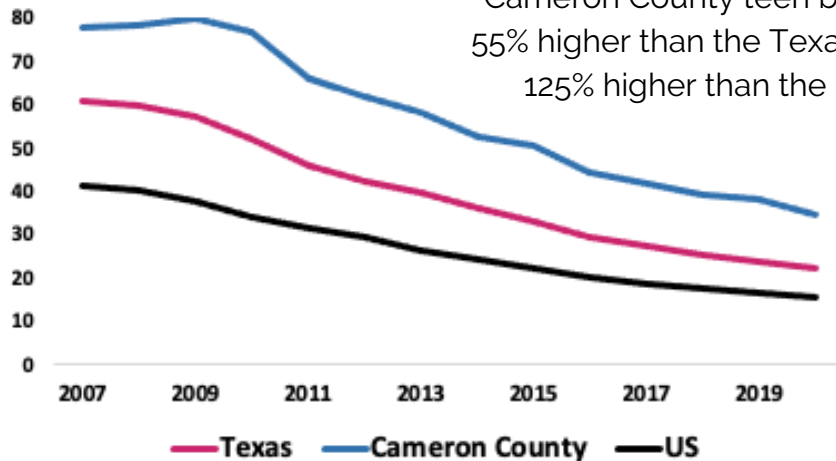
Teen Birth Count

Births to 10-14 year olds:	>10
Births to 15-17 year olds:	211
Births to 18-19 year olds:	404

Total Teen Births (15-19) in Cameron County, 2020: 615

Counts less than 10 are not able to be shown for privacy reasons.

Teen Birth Rate per 1,000 Teens aged 15-19

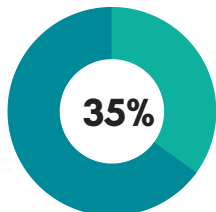


Despite recent declines, the Cameron County teen birth rate is 55% higher than the Texas rate and 125% higher than the US rate.

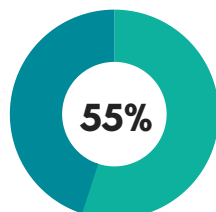
Social Determinants of Health

Structural issues such as poverty and lack of access to health care can contribute to teen pregnancy rates.

Children Living in Poverty



Young Adults (19-26) Without Health Insurance



Sexually Transmitted Infections

Though teen pregnancy rates are declining, STIs are increasing among Texas youth. Some increase may be due to better screening, but data suggests actual rates are on the rise.

Reported STI Cases & Rates, Youth 15-24, Cameron County

	Count of new cases, 2018	Change from 2009*	County compared to TX
HIV	--	--	--
Chlamydia	1,465	+64%	-6%
Gonorrhea	174	+79%	-56%