

# Galveston County ADOLESCENT HEALTH

## Galveston County Teen Births, 2020

A baby is born to a teen mom in Galveston County every **2 days**

### Disparities

Factors such as access to health care, information, and economic opportunity can lead to disparities in teen birth rates.

#### Teen Birth Rate

	Galveston	Texas
Hispanic	23.7	31.4
Black	25.2	24.0
White	9.8	12.8
Asian	--*	2.1

\*Counts less than 10 suppressed for privacy

In 2020, the Galveston County birth rate for Hispanic teens was **2.4 times higher than** the rate for white teens.

#### Teen Birth Rate

Galveston: **15.9**  
Texas: **22.4**  
US: **15.4**

**14%**

of teen births in Galveston County are repeat births.

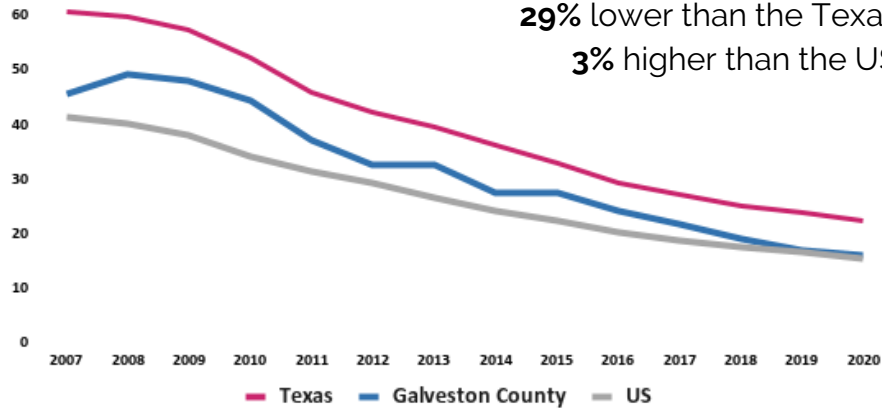
#### Teen Birth Count

Births to 10-14 year olds: **<10**  
Births to 15-17 year olds: **50**  
Births to 18-19 year olds: **131**

**Total Teen Births (10-19) in Galveston County, 2020: 181**

Counts less than 10 are not able to be shown for privacy reasons.

### Teen Birth Rate per 1,000 Teens aged 15-19

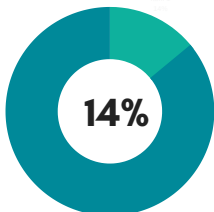


Due to recent declines, the Galveston County teen birth rate is **29%** lower than the Texas rate but **3%** higher than the US rate.

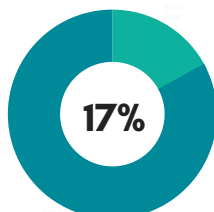
### Social Determinants of Health

Structural issues such as poverty and lack of access to health care can contribute to teen pregnancy rates.

**Children Living in Poverty**



**Young Adults (19-26) Without Health Insurance**



### Sexually Transmitted Infections

Though teen pregnancy rates are declining, STIs are increasing among Texas youth. Some increase may be due to better screening, but data suggests actual rates are on the rise.

#### Reported STI Cases & Rates, Youth 15-24, Galveston County

	Count of new cases, 2018	Change from 2009*	County compared to TX
HIV	10	-23%	-7%
Chlamydia	1,018	+35%	+4%
Gonorrhea	259	+51%	+5%