

Grayson County ADOLESCENT HEALTH

Grayson County Teen Births, 2020

A baby is born to a teen mom in Grayson County every **3 days**

Disparities

Factors such as access to health care, information, and economic opportunity can lead to disparities in teen birth rates.

Teen Birth Rate

	Grayson	Texas
Hispanic	36.3	31.4
Black	34.7	24.0
White	20.4	12.8
Asian	--*	2.1

*Counts less than 10 suppressed for privacy

In 2020, the Grayson County birth rate for Hispanic teens was **1.8 times higher than** the rate for white teens.

Teen Birth Rate

Grayson:	15.9
Texas:	22.4
US:	15.4

9%

of teen births in Grayson County are repeat births.

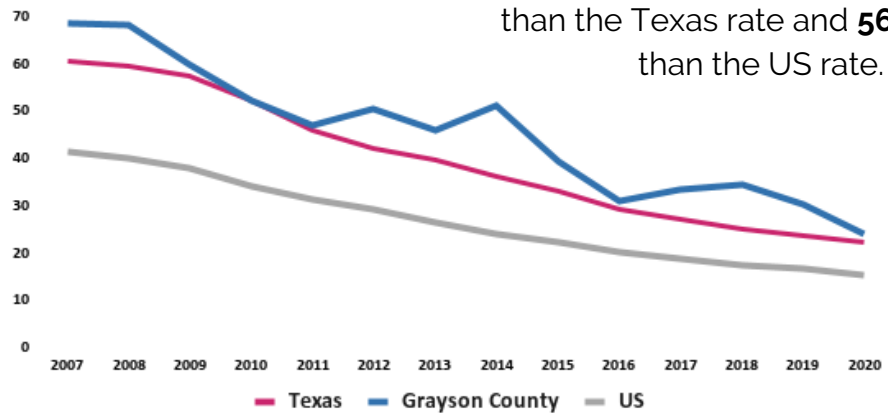
Teen Birth Count

Births to 10-14 year olds:	<10
Births to 15-17 year olds:	31
Births to 18-19 year olds:	76

Total Teen Births (10-19) in Grayson County, 2020: 107

Counts less than 10 are not able to be shown for privacy reasons.

Teen Birth Rate per 1,000 Teens aged 15-19

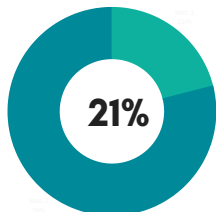


Despite recent declines, the Grayson County teen birth rate is **7%** higher than the Texas rate and **56%** higher than the US rate.

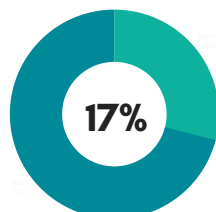
Social Determinants of Health

Structural issues such as poverty and lack of access to health care can contribute to teen pregnancy rates.

Children Living in Poverty



Young Adults (19-26) Without Health Insurance



Sexually Transmitted Infections

Though teen pregnancy rates are declining, STIs are increasing among Texas youth. Some increase may be due to better screening, but data suggests actual rates are on the rise.

Reported STI Cases & Rates, Youth 15-24, Grayson County

	Count of new cases, 2018	Change from 2009*	County compared to TX
HIV	--	--	--
Chlamydia	304	+36%	-21%
Gonorrhea	55	+4%	-43%