

Kaufman County ADOLESCENT HEALTH

Kaufman County Teen Births, 2020

A baby is born to a teen mom in Kaufman County every **3 days**

Disparities

Factors such as access to health care, information, and economic opportunity can lead to disparities in teen birth rates.

Teen Birth Rate

	Kaufman	Texas
Hispanic	28.8	31.4
Black	28.9	24.0
White	17.7	12.8
Asian	--*	2.1

*Counts less than 10 suppressed for privacy

In 2020, the Kaufman County birth rate for Hispanic teens was **1.6 times higher** than the rate for white teens.

Teen Birth Rate

Kaufman:	22.4
Texas:	22.4
US:	15.4

14% of teen births in Kaufman County are repeat births.

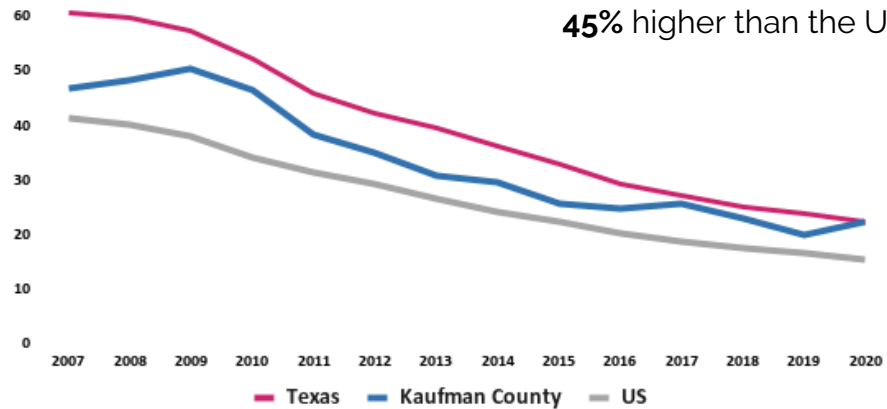
Teen Birth Count

Births to 10-14 year olds:	--*
Births to 15-17 year olds:	26
Births to 18-19 year olds:	87

Total Teen Births (10-19) in Kaufman County, 2020: 113

Counts less than 10 are not able to be shown for privacy reasons.

Teen Birth Rate per 1,000 Teens aged 15-19

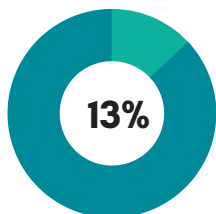


The Kaufman County teen birth rate is **0%** lower than the Texas rate, but **45%** higher than the US rate.

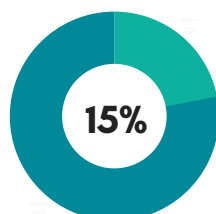
Social Determinants of Health

Structural issues such as poverty and lack of access to health care can contribute to teen pregnancy rates.

Children Living in Poverty



Young Adults (19-26) Without Health Insurance



Sexually Transmitted Infections

Though teen pregnancy rates are declining, STIs are increasing among Texas youth. Some increase may be due to better screening, but data suggests actual rates are on the rise.

Reported STI Cases & Rates, Youth 15-24, Kaufman County

	Count of new cases, 2018	Change from 2009*	County compared to TX
HIV	5	--	+20%
Chlamydia	339	+46%	-10%
Gonorrhea	81	+47%	-15%