

# Travis County ADOLESCENT HEALTH

## Travis County Teen Births, 2020

A baby is born to a teen mom in Travis County every

**14 hours**

### Disparities

Factors such as access to health care, information, and economic opportunity can lead to disparities in teen birth rates.

#### Teen Birth Rate

	Travis	Texas
Hispanic	32.4	31.4
Black	--*	24.0
White	3.5	12.8
Asian	--*	2.1

\*Counts less than 10 suppressed for privacy

In 2020, the Travis County birth rate for Hispanic teens was **9.2 times higher than** the rate for white teens.

#### Teen Birth Rate

Travis:	<b>16.9</b>
Texas:	<b>22.4</b>
US:	<b>15.4</b>

**19%**

of teen births in Travis County are repeat births.

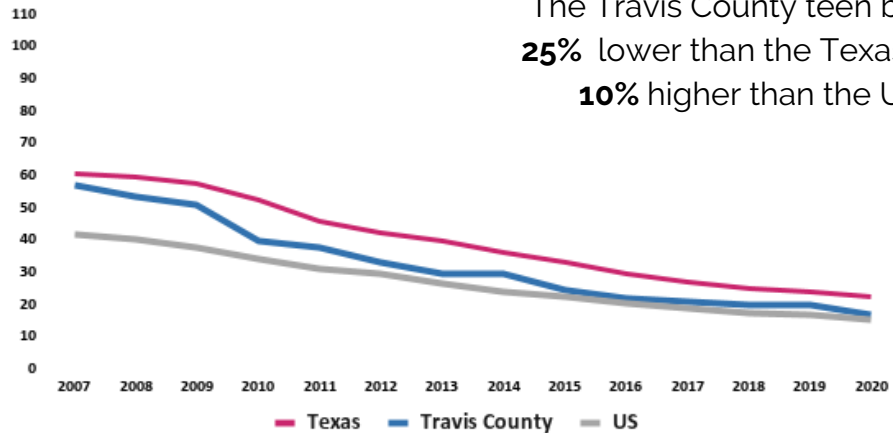
#### Teen Birth Count

Births to 10-14 year olds:	<b>12</b>
Births to 15-17 year olds:	<b>171</b>
Births to 18-19 year olds:	<b>472</b>

**Total Teen Births (10-19) in Travis County, 2020: 655**

Counts less than 10 are not able to be shown for privacy reasons.

### Teen Birth Rate per 1,000 Teens aged 15-19

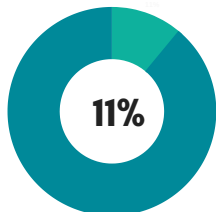


The Travis County teen birth rate is **25%** lower than the Texas rate, and **10%** higher than the US rate.

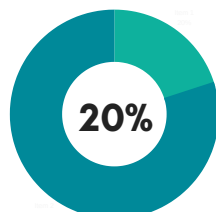
### Social Determinants of Health

Structural issues such as poverty and lack of access to health care can contribute to teen pregnancy rates.

**Children Living in Poverty**



**Young Adults (19-26) Without Health Insurance**



### Sexually Transmitted Infections

Though teen pregnancy rates are declining, STIs are increasing among Texas youth. Some increase may be due to better screening, but data suggests actual rates are on the rise.

#### Reported STI Cases & Rates, Youth 15-24, Travis County

	Count of new cases, 2018	Change from 2009*	County compared to TX
HIV	43	<b>+59%</b>	+7%
Chlamydia	4,761	<b>+24%</b>	+31%
Gonorrhea	1,324	<b>+53%</b>	+45%